

Local Government of GINATILAN, CEBU
 STATEMENT OF APPROPRIATIONS, ALLOTMENTS, OBLIGATIONS AND BALANCES
 Fund : General
 Year : CY 2007 FIRST QUARTER

CODE	FUNCTION/PROGRAM/PROJECT	APPROPRIATIONS	ALLOTMENTS	OBLIGATIONS	BALANCES OF APPROPRIATIONS	BALANCES OF ALLOTMENTS
	GRAND TOTAL					
A	CURRENT YEAR APPROPRIATIONS	25,445,198.00	22,908,697.00	7,562,963.38	2,536,501.00	15,345,733.62
	PS	12,777,289.00	11,945,470.00	2,863,182.97	831,819.00	9,082,287.03
	MOOE	3,867,499.00	3,487,499.00	696,424.41	380,000.00	2,791,074.59
	CO	2,950,000.00	2,650,000.00	2,274,111.00	300,000.00	375,889.00
	PROJECTS	4,825,728.00	4,825,728.00	1,729,245.00	-	3,096,483.00
	5% CF	1,024,682.00	-	-	1,024,682.00	-
1000	GENERAL PUBLIC SERVICES	16,060,961.00	13,746,960.00	4,902,589.64	2,314,001.00	8,844,370.36
	PS	9,271,779.00	8,439,960.00	2,102,732.23	831,819.00	6,337,227.77
	MOOE	2,857,000.00	2,657,000.00	525,746.41	200,000.00	2,131,253.59
	CO	2,950,000.00	2,650,000.00	2,274,111.00	300,000.00	375,889.00
	5% CF	982,182.00	-	-	982,182.00	-
4000	HEALTH SERVICES	2,011,087.00	2,011,087.00	369,901.69	-	1,641,185.31
	PS	1,711,087.00	1,711,087.00	358,439.69	-	1,352,647.31
	MOOE	300,000.00	300,000.00	11,462.00	-	288,538.00
	CO	-	-	-	-	-
	FE	-	-	-	-	-
7000	SOCIAL WELFARE SERVICES	847,624.00	847,624.00	253,741.40	-	593,882.60
	PS	466,424.00	466,424.00	117,005.40	-	349,418.60
	MOOE	381,200.00	381,200.00	136,736.00	-	244,464.00
	CO	-	-	-	-	-
	FE	-	-	-	-	-
8000	ECONOMIC SERVICES	6,525,526.00	6,303,026.00	2,036,730.65	222,500.00	4,266,295.35
	PS	1,327,999.00	1,327,999.00	285,005.65	-	1,042,993.35
	MOOE	329,299.00	149,299.00	22,480.00	180,000.00	126,819.00
	CO	-	-	-	-	-
	5% CF	42,500.00	-	-	42,500.00	-
	PROJECTS	4,825,728.00	4,825,728.00	1,729,245.00	-	3,096,483.00
9000	OTHER PURPOSES					
	PROJECTS					
	MOOE					
	CO					
	FE					

Local Government of GINATILAN, CEBU
 STATEMENT OF APPROPRIATIONS, ALLOTMENTS, OBLIGATIONS AND BALANCES
 Fund : General
 Year : CY 2007 FIRST QUARTER

CODE	FUNCTION/PROGRAM/PROJECT	APPROPRIATIONS	ALLOTMENTS	OBLIGATIONS	BALANCES OF APPROPRIATIONS	BALANCES OF ALLOTMENTS
	GRAND TOTAL					
A	CURRENT YEAR APPROPRIATIONS	25,445,198.00	22,908,697.00	7,562,963.38	2,536,501.00	15,345,733.62
	PS	12,777,289.00	11,945,470.00	2,863,182.97	831,819.00	9,082,287.03
	MOOE	3,867,499.00	3,487,499.00	696,424.41	380,000.00	2,791,074.59
	CO	2,950,000.00	2,650,000.00	2,274,111.00	300,000.00	375,889.00
	PROJECTS	4,825,728.00	4,825,728.00	1,729,245.00	-	3,096,483.00
	5% CF	1,024,682.00	-	-	1,024,682.00	-
1000	GENERAL PUBLIC SERVICES	16,060,961.00	13,746,960.00	4,902,589.64	2,314,001.00	8,844,370.36
	PS	9,271,779.00	8,439,960.00	2,102,732.23	831,819.00	6,337,227.77
	MOOE	2,857,000.00	2,657,000.00	525,746.41	200,000.00	2,131,253.59
	CO	2,950,000.00	2,650,000.00	2,274,111.00	300,000.00	375,889.00
	5% CF	982,182.00			982,182.00	-
4000	HEALTH SERVICES	2,011,087.00	2,011,087.00	369,901.69	-	1,641,185.31
	PS	1,711,087.00	1,711,087.00	358,439.69	-	1,352,647.31
	MOOE	300,000.00	300,000.00	11,462.00	-	288,538.00
	CO				-	-
	FE					
7000	SOCIAL WELFARE SERVICES	847,624.00	847,624.00	253,741.40	-	593,882.60
	PS	466,424.00	466,424.00	117,005.40	-	349,418.60
	MOOE	381,200.00	381,200.00	136,736.00	-	244,464.00
	CO				-	-
	FE					
8000	ECONOMIC SERVICES	6,525,526.00	6,303,026.00	2,036,730.65	222,500.00	4,266,295.35
	PS	1,327,999.00	1,327,999.00	285,005.65	-	1,042,993.35
	MOOE	329,299.00	149,299.00	22,480.00	180,000.00	126,819.00
	CO					
	5% CF	42,500.00			42,500.00	-
	PROJECTS	4,825,728.00	4,825,728.00	1,729,245.00	-	3,096,483.00
9000	OTHER PURPOSES					
	PROJECTS					
	MOOE					
	CO					
	FE					

Local Government of GINATILAN, CEBU
 STATEMENT OF APPROPRIATIONS, ALLOTMENTS, OBLIGATIONS AND BALANCES
 Fund : General
 Year : 2006

CODE	FUNCTION/PROGRAM/PROJECT	APPROPRIATIONS	ALLOTMENTS	OBLIGATIONS	BALANCES OF APPROPRIATIONS	BALANCES OF ALLOTMENTS
	GRAND TOTAL	30,439,695.27	28,240,521.27	22,945,261.85	2,199,174.00	5,295,259.42
A	CURRENT YEAR APPROPRIATIONS	30,439,695.27	28,240,521.27	22,945,261.85	2,199,174.00	5,295,259.42
	PS	13,814,122.27	12,639,630.27	11,873,870.58	1,174,492.00	765,759.69
	MOOE	3,657,299.00	3,657,299.00	3,079,096.52	-	578,202.48
	CO	4,650,000.00	4,650,000.00	2,944,767.08	-	1,705,232.92
	5% CF	1,024,682.00		-	1,024,682.00	-
	PROJECTS	7,293,592.00	7,293,592.00	5,047,527.67	-	2,246,064.33
1000	GENERAL PUBLIC SERVICES	18,338,697.67	16,390,232.67	13,949,974.33	1,948,465.00	2,440,258.34
	PS	10,004,515.67	9,038,232.67	8,606,980.43	966,283.00	431,252.24
	MOOE	2,702,000.00	2,702,000.00	2,398,226.82	-	303,773.18
	CO	4,650,000.00	4,650,000.00	2,944,767.08	-	1,705,232.92
	5% CF	982,182.00			982,182.00	-
4000	HEALTH SERVICES	2,103,045.26	1,954,861.76	1,776,435.52	148,183.50	178,426.24
	PS	1,803,045.26	1,654,861.76	1,494,189.56	148,183.50	160,672.20
	MOOE	300,000.00	300,000.00	282,245.96	-	17,754.04
	CO				-	-
	FE				-	-
7000	SOCIAL WELFARE SERVICES	853,828.94	853,828.94	758,352.20	-	95,476.74
	PS	497,828.94	497,828.94	497,765.96	-	62.98
	MOOE	356,000.00	356,000.00	260,586.24	-	95,413.76
	CO				-	-
	FE				-	-
8000	ECONOMIC SERVICES	9,144,123.40	9,041,597.90	6,460,499.80	102,525.50	2,581,098.10
	PS	1,508,732.40	1,448,706.90	1,274,934.63	60,025.50	173,772.27
	MOOE	299,299.00	299,299.00	138,037.50	-	161,261.50
	PROJECTS	7,293,592.00	7,293,592.00	5,047,527.67	-	2,246,064.33
	5% CF	42,500.00			42,500.00	-

Certified Correct:

GILDA F. LEDESMA
 Municipal Budget Officer

Local Government of GINATILAN, CEBU
 STATEMENT OF APPROPRIATIONS, ALLOTMENTS, OBLIGATIONS AND BALANCES
 Fund : General
 Year : January, 2007

CODE	FUNCTION/PROGRAM/PROJECT	APPROPRIATIONS	ALLOTMENTS	OBLIGATIONS	BALANCES OF APPROPRIATIONS	BALANCES OF ALLOTMENTS
	GRAND TOTAL					
A	CURRENT YEAR APPROPRIATIONS	29,493,013.27	28,318,521.27	22,952,525.31	1,174,492.00	5,365,995.96
	PS	13,924,122.27	12,749,630.27	11,905,670.59	1,174,492.00	843,959.68
	MOOE	4,125,299.00	4,125,299.00	3,554,559.97	-	570,739.03
	CO	4,800,000.00	4,800,000.00	2,944,767.08	-	1,855,232.92
	PROJECTS	6,643,592.00	6,643,592.00	4,547,527.67	-	2,096,064.33
					-	-
1000	GENERAL PUBLIC SERVICES	17,394,515.67	16,428,232.67	13,957,237.79	966,283.00	2,470,994.88
	PS	10,042,515.67	9,076,232.67	8,606,980.44	966,283.00	469,252.23
	MOOE	2,702,000.00	2,702,000.00	2,405,490.27	-	296,509.73
	CO	4,650,000.00	4,650,000.00	2,944,767.08	-	1,705,232.92
	FE				-	-
					-	-
4000	HEALTH SERVICES	2,103,045.26	1,954,861.76	1,776,435.52	148,183.50	178,426.24
	PS	1,803,045.26	1,654,861.76	1,494,189.56	148,183.50	160,672.20
	MOOE	300,000.00	300,000.00	282,245.96	-	17,754.04
	CO				-	-
	FE				-	-
					-	-
7000	SOCIAL WELFARE SERVICES	853,828.94	853,828.94	758,352.20	-	95,476.74
	PS	529,828.94	529,828.94	529,565.96	-	262.98
	MOOE	324,000.00	324,000.00	228,786.24	-	95,213.76
	CO				-	-
	FE				-	-
					-	-
8000	ECONOMIC SERVICES	2,498,031.40	2,438,005.90	1,912,972.13	60,025.50	525,033.77
	PS	1,548,732.40	1,488,706.90	1,274,934.63	60,025.50	213,772.27
	MOOE	799,299.00	799,299.00	638,037.50	-	161,261.50
	CO	150,000.00	150,000.00		-	150,000.00
	FE				-	-
					-	-
9000	OTHER PURPOSES	6,643,592.00	6,643,592.00	4,547,527.67	-	2,096,064.33
	PROJECTS	6,643,592.00			6,643,592.00	-
	MOOE		6,643,592.00	3,581,453.65	(6,643,592.00)	3,062,138.35
	CO			966,074.02	-	(966,074.02)
	FE				-	-

2225570

MO-CO SB 1	1,000,000.00
MO-CO Land 2006	460,000.00

20% 2006	400,000.00
20% SB 2 s. 2006	300,000.00
20% (H) SB 2 s. 2006	67,000.00
	2,227,000.00

STATEMENT OF APPROPRIATIONS, ALLOTMENTS, OBLIGATIONS AND BALANCES

Fund : General

Year : As of December 31, 2018

CODE	FUNCTION/PROGRAM/PROJECT	APPROPRIATIONS	ALLOTMENTS	OBLIGATIONS	BALANCES OF APPROPRIATIONS	BALANCES OF ALLOTMENTS
A	CONTINUING APPROPRIATIONS	4,595,000.00	2,100,000.00	255,750.00	2,345,000.00	1,844,250.00
2015						
EDF-GPBP	Completion of New Municipal Health Center (CPF)	500,000.00	500,000.00		-	500,000.00
TOTAL 2015		500,000.00	500,000.00	-	-	500,000.00
2016						
BUB/EDF-SS(3)	BUB Counterpart Funds for: SALINTUBIG	250,000.00	250,000.00		-	250,000.00
8771.1.3	Rehabilitation of Market Building	495,000.00	Reverted 150,000 for SB No., 4, s., 2017		345,000.00	345,000.00
TOTAL 2016		745,000.00	250,000.00	-	345,000.00	250,000.00
2017						
	Provision of Potable Water Supply (ADM Count.)	500,000.00			500,000.00	-
	Const./Rehab of Schools (RAFI Count.)	1,500,000.00			1,500,000.00	-
	Const. of Schools Bldg. (RAFI Count)	500,000.00	500,000.00	55,750.00	-	444,250.00
	Day-Care Project (RAFI Count)	350,000.00	350,000.00	200,000.00	-	150,000.00
	Provision of Potable Water Supply (BUB Addtl. Count.)	500,000.00	500,000.00		-	500,000.00
TOTAL 2017		3,350,000.00	1,350,000.00	255,750.00	2,000,000.00	1,094,250.00
TOTAL CONTINUING APPROPRIATIONS		4,595,000.00	2,100,000.00	255,750.00	2,345,000.00	1,844,250.00

Prepared by:

Noted :

GILDA F. LEDESMA
Municipal Budget Officer

DEAN MICHAEL P. SINGCO
Municipal Mayor

Local Government of GINATILAN, CEBU

STATEMENT OF APPROPRIATIONS, ALLOTMENTS, OBLIGATIONS AND BALANCES

Fund : General

Year : As of December 31, 2015


CODE	FUNCTION/PROGRAM/PROJECT	APPROPRIATIONS	ALLOTMENTS	OBLIGATIONS	BALANCES OF APPROPRIATIONS	BALANCES OF ALLOTMENTS
A	CONTINUING APPROPRIATIONS	5,107,759.43	5,099,652.43	3,849,558.00	8,107.00	1,250,094.43
8000	ECONOMIC SERVICES	5,107,759.43	5,099,652.43	3,849,558.00	8,107.00	1,250,094.43
20% Development Projects						
1	Road Concreting(BUB/GPBP Counterpart for FMR)	600,000.00	600,000.00	600,000.00		
2	Repair and Rehab of 2CL in Mangaco Integrated HS	1,268,107.00	1,260,000.00	1,260,000.00	8,107.00	
3	Completion of Seawall	1,239,652.43	1,239,652.43			1,239,652.43
4	Repair and Rehab of Multi-Purpose Hall/Building .	1,000,000.00	1,000,000.00	994,558.00		5,442.00
5	Provision for Potable Water Supply (SALINTUBIG)	1,000,000.00	1,000,000.00	995,000.00		5,000.00

Prepared by:

Noted :



GILDA F. LEDESMA
Municipal Budget Officer



BERN MICHAEL T. SINSCO
Municipal Mayor

Local Government of GINATILAN, CEBU

STATEMENT OF APPROPRIATIONS, ALLOTMENTS, OBLIGATIONS AND BALANCES

Fund : General

Year : December 31, 2013


COD E	FUNCTION/PROGRAM/ PROJECT	APPROPRIATION S	ALLOTMENTS	OBLIGATIONS	BALANCES OF APPROPRIATIO NS	BALANCES OF ALLOTMENTS
A	FE					
	CONTINUING APPROPRIATIONS					
	20% DF Capital Outlay	1,461,442.00	1,461,442.00		-	1,461,442.00
1000	GENERAL PUBLIC SERVICES					
	CO					
3000	EDUC., CULT., SPORTS & MANPOWER					
	PS					
	MOOE					
	CO					
	FE					
4000	HEALTH SERVICES					
	PS					
	MOOE					
	CO					
	FE					
500	LABOR AND EMPLOYMENT					
	PS					
	MOOE					
	CO					

	FE					
6000	HOUSING & COMMUNITY DEV. PS MOOE CO FE					
7000	SOCIAL WELFARE SERVICES MOOE CO					
8000	ECONOMIC SERVICES PS					
	20% DF Capital Outlay FE					
9000	Const. of Slaughterhouse OTHER PURPOSES PS MOOE CO FE	1,000,000.00	1,000,000.00			1,000,000.00
	Const/Rehab of Multi-Purpose Bldg	461,442.00	461,442.00			461,442.00

Prepared by:

GILDA F. LEDESMA
Municipal Budget Officer

4,595,000.00



DEAN MICHAEL P. SINGCO
Municipal Mayor


DEAN MICHAEL P. SINGCO
Municipal Mayor

MUNICIPALITY OF GINATILAN, CEBU

List of Budget Utilization Not Yet Due and Demandable
Maintenance and Other Operating Expenses and Capital Outlay
As of December 31, 2018

Name of Creditor	ObR No.	90 days and below	91 to 180 days	181 to 270 days	271 to 360 days	Beyond 360 days
	Please See Schedule of Accounts Payable 2018					
TOTAL		-	-			

Prepared by:


GIL A. F. LEDESMA
Municipal Budget Officer

Noted :



DEAN MICHAEL P. SINGCO
Municipal Mayor

MUNICIPALITY OF GINATILAN, CEBU

List of Budget Utilization Not Yet Due and Demandable
Maintenance and Other Operating Expenses and Capital O
As of December 31, 2018

Name of Creditor	ObR No.	90 days and below	91 to 180 days	181 to 270 days	271 to 360 days
	Please See Schedule of Accounts Payable 2018				
TOTAL		-	-		

Prepared by:


GIL D. F. LEDESMA
Municipal Budget Officer

Noted :


DEAN MICHAEL P. SINGCO
Municipal Mayor

utlay

Beyond 360 days


EL P. SINGCO
Mayor

Local Government of GINATILAN, CEBU


STATEMENT OF APPROPRIATIONS, ALLOTMENTS, OBLIGATIONS AND BALANCES

Fund : General

Year : As of December 31, 2018


CODE	FUNCTION/PROGRAM/PROJECT	APPROPRIATIONS	ALLOTMENTS	OBLIGATIONS	BALANCES OF APPROPRIATIONS	BALANCES OF ALLOTMENTS
A	CONTINUING APPROPRIATIONS	6,745,000.00	4,595,000.00	2,023,575.00	2,150,000.00	2,571,425.00
2015						
EDF-GPBP	Completion of New Municipal Health Center (CPF)-20%	500,000.00	500,000.00		-	500,000.00
TOTAL 2015		500,000.00	500,000.00	-	-	500,000.00
2016						
BUB/EDF-SS(3)	BUB Counterpart Funds for: SALINTUBIG -20%	250,000.00	250,000.00		-	250,000.00
8771.1.3	Rehabilitation of Market Building - GF-SA (Markets)	495,000.00	345,000.00		150,000.00	345,000.00
TOTAL 2016		745,000.00	595,000.00	-	150,000.00	595,000.00
2017						
EDF-Ssa	Provision of Potable Water Supply (ADM Count.) -20%	500,000.00			500,000.00	-
EDF-SSh	Const./Rehab of Schools (RAFI Count.) -20%	1,500,000.00			1,500,000.00	-
EDF-SSd	Const. of Schools Bldg. (RAFI Count) - 20%	500,000.00	500,000.00	55,750.00	-	444,250.00
EDF-Sse	Day-Care Project (RAFI Count) -20%	350,000.00	350,000.00	200,000.00	-	150,000.00
EDF-Ssa	Provision of Potable Water Supply (BUB Addtl. Count.)	500,000.00	500,000.00		-	500,000.00
TOTAL 2017		3,350,000.00	1,350,000.00	255,750.00	2,000,000.00	1,094,250.00
2018						
3000-3-01-003-EDF	Potable Water System (CF to AM)GF - RA	350,000.00	350,000.00	350,000.00	-	-
3000-3-01-001-EDF	Construction/Rehabilitation of Schools and Classrooms (CF)	1,000,000.00	1,000,000.00	617,825.00	-	382,175.00
8000-3-01-001-EDF	Core Local Roads	800,000.00	800,000.00	800,000.00		-
TOTAL 2018		2,150,000.00	2,150,000.00	1,767,825.00	-	382,175.00
TOTAL CONTINUING APPROPRIATIONS		6,745,000.00	4,595,000.00	2,023,575.00	2,150,000.00	2,571,425.00

Prepared by:


RILDA F. LEDESMA
 Municipal Budget Officer

Noted :


DEAN MICHAEL P. SINGCO
 Municipal Mayor

A handwritten signature in black ink, appearing to be "J. S. Johnson".A large, stylized handwritten signature in black ink, overlapping the printed name below it.

DEAN MICHAEL P. SINGCO

Municipal Mayor

Local Government of GINATILAN, CEBU

STATEMENT OF APPROPRIATIONS, ALLOTMENTS, OBLIGATIONS AND BALANCES

Fund : General

Year : As of December 31, 2015


CODE	FUNCTION/PROGRAM/PROJECT	APPROPRIATIONS	ALLOTMENTS	OBLIGATIONS	BALANCES OF APPROPRIATIONS	BALANCES OF ALLOTMENTS
A	CONTINUING APPROPRIATIONS	5,107,759.43	5,099,652.43	3,849,558.00	8,107.00	1,250,094.43
	8000 ECONOMIC SERVICES	5,107,759.43	5,099,652.43	3,849,558.00	8,107.00	1,250,094.43
20% Development Projects						
1	Road Concreting(BUB/GPBP Counterpart for FMR)	600,000.00	600,000.00	600,000.00		
2	Repair and Rehab of 2CL in Mangaco Integrated HS	1,268,107.00	1,260,000.00	1,260,000.00	8,107.00	
3	Completion of Seawall	1,239,652.43	1,239,652.43			1,239,652.43
4	Repair and Rehab of Multi-Purpose Hall/Building .	1,000,000.00	1,000,000.00	994,558.00		5,442.00
5	Provision for Potable Water Supply (SALINTUBIG)	1,000,000.00	1,000,000.00	995,000.00		5,000.00

Prepared by:



GILDA F. LEDESMA
Municipal Budget Officer

Noted :



BEN MICHAEL T. ORDOÑEZ
Municipal Mayor

Local Government of GINATILAN, CEBU

STATEMENT OF APPROPRIATIONS, ALLOTMENTS, OBLIGATIONS AND BALANCES

Fund : General

Year : December 31, 2013

CODE	FUNCTION/PROGRAM/PROJECT	APPROPRIATIONS	ALLOTMENTS	OBLIGATIONS	BALANCES OF APPROPRIATIONS	BALANCES OF ALLOTMENTS
A	FE					
	CONTINUING APPROPRIATIONS					
	20% DF Capital Outlay	1,461,442.00	1,461,442.00		-	1,461,442.00
1000	GENERAL PUBLIC SERVICES					
	CO					
3000	EDUC., CULT., SPORTS & MANPOWER					
	PS					
	MOOE					
	CO					
	FE					
4000	HEALTH SERVICES					
	PS					
	MOOE					
	CO					
	FE					
500	LABOR AND EMPLOYMENT					
	PS					
	MOOE					

	CO					
	FE					
6000	HOUSING & COMMUNITY DEV. PS MOOE CO FE					
7000	SOCIAL WELFARE SERVICES MOOE CO					
8000	ECONOMIC SERVICES PS					
	20% DF Capital Outlay FE					
9000	Const. of Slaughterhouse OTHER PURPOSES PS MOOE CO FE	1,000,000.00	1,000,000.00			1,000,000.00
	Const/Rehab of Multi-Purpose Bldg	461,442.00	461,442.00			461,442.00

Prepared by:

GILDA F. LEDESMA
Municipal Budget Officer

STATEMENT OF APPROPRIATIONS, ALLOTMENTS, OBLIGATIONS AND BALANCES

Fund : General

Year : As of December 31, 2018

CODE	FUNCTION/PROGRAM/ PROJECT	APPROPRIATIONS	ALLOTMENTS	OBLIGATIONS	BALANCES OF APPROPRIATIONS	BALANCES OF ALLOTMENTS
	GRAND TOTAL	79,202,930.20	79,202,930.20	72,064,074.30	-	7,138,855.90
	CURRENT YEAR APPROPRIATIONS	79,202,930.20	79,202,930.20	72,064,074.30	-	7,138,855.90
	PS	28,109,269.20	28,109,269.20	27,990,811.77	-	118,457.43
	MOOE	16,844,341.00	16,844,341.00	12,894,451.64	-	3,949,889.36
	CO	22,202,720.00	22,202,720.00	20,759,715.68	-	1,443,004.32
	PROJECTS	12,046,600.00	12,046,600.00	10,419,095.21	-	1,627,504.79
A	TOTAL GEN. SERVICES	44,502,517.69	44,502,517.69	41,037,006.89	-	3,465,510.80
	PS	20,535,417.69	20,535,417.69	20,449,923.94	-	85,493.75
	MOOE	11,770,500.00	11,770,500.00	9,675,244.74	-	2,095,255.26
	CO	4,010,000.00	4,010,000.00	3,792,181.00	-	217,819.00
	PROJECTS	8,186,600.00	8,186,600.00	7,119,657.21	-	1,066,942.79
1011	MAYOR	25,709,804.16	25,709,804.16	22,625,532.10	-	3,084,272.06
	PS	3,528,204.16	3,528,204.16	3,584,268.71	-	(56,064.55)
	MOOE	10,185,000.00	10,185,000.00	8,329,425.18	-	1,855,574.82
	CO	3,810,000.00	3,810,000.00	3,592,181.00	-	217,819.00
	PROJECTS	8,186,600.00	8,186,600.00	7,119,657.21	-	1,066,942.79
1021	SANGGUNIANG BAYAN	12,041,174.55	12,041,174.55	11,877,806.35	-	163,368.20
	PS	11,058,674.55	11,058,674.55	10,948,673.10	-	110,001.45
	MOOE	782,500.00	782,500.00	729,133.25	-	53,366.75
	CO	200,000.00	200,000.00	200,000.00	-	-
1041	MPDC	434,328.04	434,328.04	403,207.16	-	31,120.88
	PS	334,328.04	334,328.04	334,328.04	-	-
	MOOE	100,000.00	100,000.00	68,879.12	-	31,120.88
1051	MCR	585,265.11	585,265.11	418,986.97	-	166,278.14
	PS	485,265.11	485,265.11	375,539.45	-	109,725.66
	MOOE	100,000.00	100,000.00	43,447.52	-	56,552.48
1061	MBO	1,505,558.12	1,505,558.12	1,477,500.47	-	28,057.65
	PS	1,405,558.12	1,405,558.12	1,405,558.12	-	-
	MOOE	100,000.00	100,000.00	71,942.35	-	28,057.65
1071	ACCOUNTANT	1,221,138.77	1,221,138.77	1,245,903.62	-	(24,764.85)
	PS	1,076,138.77	1,076,138.77	1,161,358.52	-	(85,219.75)
	MOOE	145,000.00	145,000.00	84,545.10	-	60,454.90
1081	MTO	1,845,228.11	1,845,228.11	1,841,235.14	-	3,992.97
	PS	1,592,228.11	1,592,228.11	1,585,189.17	-	7,038.94
	MOOE	253,000.00	253,000.00	256,045.97	-	(3,045.97)
1101	ASSESSOR	1,160,020.83	1,160,020.83	1,146,835.08	-	13,185.75
	PS	1,055,020.83	1,055,020.83	1,055,008.83	-	12.00
	MOOE	105,000.00	105,000.00	91,826.25	-	13,173.75

Local Government of GINATILAN, CEBU


STATEMENT OF APPROPRIATIONS, ALLOTMENTS, OBLIGATIONS AND BALANCES

Fund : General

Year : As of December 31, 2018


B	TOTAL HEALTH	4,997,248.48	4,997,248.48	4,663,603.81	-	333,644.67
4411	PS	4,242,248.48	4,242,248.48	4,209,191.93	-	33,056.55
	MOOE/Health Fund	605,000.00	605,000.00	440,311.88	-	164,688.12
	PROJECTS	150,000.00	150,000.00	14,100.00	-	135,900.00
C	TOTAL SOCIAL SERVICE	4,935,938.15	4,935,938.15	4,468,562.05	-	467,376.10
	PS	991,938.15	991,938.15	991,938.15	-	-
	MOOE	884,000.00	884,000.00	583,865.90	-	300,134.10
	PROJECTS	3,060,000.00	3,060,000.00	2,892,758.00	-	167,242.00
7611	MSWD	4,935,938.15	4,935,938.15	4,468,562.05	-	467,376.10
	PS	991,938.15	991,938.15	991,938.15	-	-
	MOOE	390,000.00	390,000.00	369,886.40	-	20,113.60
	PROJECTS	3,060,000.00	3,060,000.00	2,892,758.00	-	167,242.00
	MOOE- Aid to Brgys	14,000.00	14,000.00	14,000.00	-	-
	MOOE-PNP/BFP/P&O Fund	400,000.00	400,000.00	127,650.00	-	272,350.00
	MOOE -Judiciary	80,000.00	80,000.00	72,329.50	-	7,670.50
D	TOTAL ECON	4,418,229.88	4,418,229.88	3,880,659.37	-	537,570.51
	PS	2,339,664.88	2,339,664.88	2,339,757.75	-	(92.87)
	MOOE	1,428,565.00	1,428,565.00	1,148,321.62	-	280,243.38
	PROJECTS	650,000.00	650,000.00	392,580.00	-	257,420.00
8711	AGRICULTURE	1,417,414.99	1,417,414.99	1,081,501.95	-	335,913.04
	PS	472,414.99	472,414.99	471,269.20	-	1,145.79
	MOOE	295,000.00	295,000.00	217,652.75	-	77,347.25
	PROJECTS	650,000.00	650,000.00	392,580.00	-	257,420.00
8751	ENGINEER	1,460,031.82	1,460,031.82	1,391,112.19	-	68,919.63
	PS	1,360,031.82	1,360,031.82	1,360,031.82	-	-
	MOOE	100,000.00	100,000.00	31,080.37	-	68,919.63
8771	WATERWORKS	1,030,783.07	1,030,783.07	1,050,058.23	-	(19,275.16)
	PS	507,218.07	507,218.07	508,456.73	-	(1,238.66)
	MOOE	523,565.00	523,565.00	541,601.50	-	(18,036.50)
8811	MARKETS	510,000.00	510,000.00	357,987.00	-	152,013.00
	MOOE	510,000.00	510,000.00	357,987.00	-	152,013.00
9000	OTHER PURPOSES	20,348,996.00	20,348,996.00	18,014,242.18	-	2,334,753.82
	MOOE	2,156,276.00	2,156,276.00	1,046,707.50	-	1,109,568.50
	CO	18,192,720.00	18,192,720.00	16,967,534.68	-	1,225,185.32
	LDRRMF	3,468,200.00	3,468,200.00	2,580,472.00	-	887,728.00
	MOOE	1,555,480.00	1,555,480.00	661,294.00	-	894,186.00
	CO	1,912,720.00	1,912,720.00	1,919,178.00	-	(6,458.00)
	20% DEV. FUND	16,880,796.00	16,880,796.00	15,433,770.18	-	1,447,025.82
	MOOE	600,796.00	600,796.00	385,413.50	-	215,382.50
	CO	16,280,000.00	16,280,000.00	15,048,356.68	-	1,231,643.32

Prepared by:



RILDA F. LEDESMA
Municipal Budget Officer

Noted:



DEAN MICHAEL P. SINGCO
Municipal Mayor



DEAN MICHAEL P. SINGCO
Municipal Mayor

Local Government of GINATILAN, CEBU

STATEMENT OF APPROPRIATIONS, ALLOTMENTS, OBLIGATIONS AND BALANCES


Fund : General


Year : As of December 31, 2018

CODE	FUNCTION/PROGRAM/ PROJECT	APPROPRIATIONS	ALLOTMENTS	OBLIGATIONS	BALANCES OF APPROPRIATIONS	BALANCES OF ALLOTMENTS
	GRAND TOTAL	79,202,930.20	79,202,930.20	72,064,074.30	-	7,138,855.90
	CURRENT YEAR APPROP	79,202,930.20	79,202,930.20	72,064,074.30	-	7,138,855.90
	PS	28,109,269.20	28,109,269.20	27,990,811.77	-	118,457.43
	MOOE	16,844,341.00	16,844,341.00	12,894,451.64	-	3,949,889.36
	CO	22,202,720.00	22,202,720.00	20,759,715.68	-	1,443,004.32
	PROJECTS	12,046,600.00	12,046,600.00	10,419,095.21	-	1,627,504.79
1000	GEN. PUBLIC SERVICES	44,502,517.69	44,502,517.69	41,037,006.89	-	3,465,510.80
	PS	20,535,417.69	20,535,417.69	20,449,923.94	-	85,493.75
	MOOE	11,770,500.00	11,770,500.00	9,675,244.74	-	2,095,255.26
	CO	4,010,000.00	4,010,000.00	3,792,181.00	-	217,819.00
	PROJECTS	8,186,600.00	8,186,600.00	7,119,657.21	-	1,066,942.79
4000	HEALTH SERVICES	4,997,248.48	4,997,248.48	4,663,603.81	-	333,644.67
	PS	4,242,248.48	4,242,248.48	4,209,191.93	-	33,056.55
	MOOE	605,000.00	605,000.00	440,311.88	-	164,688.12
	PROJECTS	150,000.00	150,000.00	14,100.00	-	135,900.00
7000	SOC. WELFARE SERVICE	4,935,938.15	4,935,938.15	4,468,562.05	-	467,376.10
	PS	991,938.15	991,938.15	991,938.15	-	-
	MOOE	884,000.00	884,000.00	583,865.90	-	300,134.10
	PROJECTS	3,060,000.00	3,060,000.00	2,892,758.00	-	167,242.00
8000	ECONOMIC SERVICES	4,418,229.88	4,418,229.88	3,880,659.37	-	537,570.51
	PS	2,339,664.88	2,339,664.88	2,339,757.75	-	(92.87)
	MOOE	1,428,565.00	1,428,565.00	1,148,321.62	-	280,243.38
	PROJECTS	650,000.00	650,000.00	392,580.00	-	257,420.00
9000	OTHER PURPOSES	20,348,996.00	20,348,996.00	18,014,242.18	-	2,334,753.82
	MOOE	2,156,276.00	2,156,276.00	1,046,707.50	-	1,109,568.50
	CO	18,192,720.00	18,192,720.00	16,967,534.68	-	1,225,185.32

Prepared by:

Noted:


RILDA F. LEDESMA
Municipal Budget Officer


DEAN MICHAEL P. SINGCO
Municipal Mayor

467,376.10



DEAN MICHAEL P. SINGCO
Municipal Mayor

CO

STATEMENT OF APPROPRIATIONS, ALLOTMENTS, OBLIGATIONS AND BALANCE

Fund : General

Year : As of December 31, 2019

CODE	FUNCTION/PROGRAM/ PROJECT	APPROPRIATIONS	ALLOTMENTS	OBLIGATIONS	BALANCES OF APPROPRIATIONS
	GRAND TOTAL	84,522,814.13	72,222,074.65	72,222,074.65	12,300,739.48
	CURRENT YEAR APPROPRIATIONS	84,522,814.13	72,222,074.65	72,222,074.65	12,300,739.48
	PS	33,699,764.04	33,196,327.96	33,196,327.96	503,436.08
	MOOE	18,414,898.00	15,745,564.82	15,745,564.82	2,669,333.18
	CO	16,887,200.00	11,036,290.17	11,036,290.17	5,850,909.83
	PROJECTS	15,520,952.09	12,243,891.70	12,243,891.70	3,277,060.39
A	TOTAL GEN. SERVICES	49,258,920.65	43,790,463.45	43,790,463.45	5,468,457.20
	PS	25,601,220.65	25,150,022.36	25,150,022.36	451,198.29
	MOOE	11,493,500.00	9,565,037.39	9,565,037.39	1,928,462.61
	CO	1,704,200.00	966,040.00	966,040.00	738,160.00
	PROJECTS	10,460,000.00	8,109,363.70	8,109,363.70	2,350,636.30
1011	MAYOR	25,519,595.17	20,649,529.65	20,649,529.65	4,870,065.52
	PS	4,202,395.17	3,985,838.27	3,985,838.27	216,556.90
	MOOE	9,403,000.00	7,773,597.68	7,773,597.68	1,629,402.32
	CO	1,454,200.00	780,730.00	780,730.00	673,470.00
	PROJECTS	10,460,000.00	8,109,363.70	8,109,363.70	2,350,636.30
1021	SANGGUNIANG BAYAN	16,423,760.40	16,039,433.41	16,039,433.41	384,326.99
	PS	15,141,260.40	14,928,603.08	14,928,603.08	212,657.32
	MOOE	1,032,500.00	925,520.33	925,520.33	106,979.67
	CO	250,000.00	185,310.00	185,310.00	64,690.00
1041	MPDC	335,407.11	306,893.99	306,893.99	28,513.12
	PS	235,407.11	222,053.24	222,053.24	13,353.87
	MOOE	100,000.00	84,840.75	84,840.75	15,159.25
1051	MCR	360,095.20	365,506.82	365,506.82	(5,411.62)
	PS	260,095.20	250,145.61	250,145.61	9,949.59
	MOOE	100,000.00	115,361.21	115,361.21	(15,361.21)
1061	MBO	1,981,708.51	1,938,917.60	1,938,917.60	42,790.91
	PS	1,881,708.51	1,881,692.41	1,881,692.41	16.10
	MOOE	100,000.00	57,225.19	57,225.19	42,774.81
1071	ACCOUNTANT	1,246,164.00	1,245,577.38	1,245,577.38	586.62
	PS	1,101,164.00	1,100,163.28	1,100,163.28	1,000.72
	MOOE	145,000.00	145,414.10	145,414.10	(414.10)
1081	MTO	2,014,254.91	1,845,836.48	1,845,836.48	168,418.43
	PS	1,586,254.91	1,588,591.12	1,588,591.12	(2,336.21)
	MOOE	428,000.00	257,245.36	257,245.36	170,754.64
1101	ASSESSOR	1,377,935.35	1,398,768.12	1,398,768.12	(20,832.77)
	PS	1,192,935.35	1,192,935.35	1,192,935.35	-

	MOOE	185,000.00	205,832.77	205,832.77	(20,832.77)
--	------	------------	------------	------------	-------------

F


Local Government of GINATILAN, CEBU

STATEMENT OF APPROPRIATIONS. ALLOTMENTS. OBLIGATIONS AND BALA

Fund : General

Year : As of December 31, 2018


B	TOTAL HEALTH	5,395,499.20	5,213,643.04	5,213,643.04	181,856.16
4411	PS	4,366,999.20	4,332,349.24	4,332,349.24	34,649.96
	MOOE/Health Fund	878,500.00	881,293.80	881,293.80	(2,793.80)
	PROJECTS	150,000.00			150,000.00
C	TOTAL SOCIAL SERVICE	5,498,601.83	5,092,263.11	5,092,263.11	406,338.72
	PS	1,114,601.83	1,114,587.79	1,114,587.79	14.04
	MOOE	884,000.00	602,843.32	602,843.32	281,156.68
	PROJECTS	3,500,000.00	3,374,832.00	3,374,832.00	125,168.00
7611	MSWD	5,498,601.83	5,092,263.11	5,092,263.11	406,338.72
	PS	1,114,601.83	1,114,587.79	1,114,587.79	14.04
	MOOE	390,000.00	454,403.32	454,403.32	(64,403.32)
	PROJECTS	3,500,000.00	3,374,832.00	3,374,832.00	125,168.00
	MOOE- Aid to Brgys	14,000.00	14,000.00	14,000.00	-
	MOOE-PNP/BFP/P&O Fund	400,000.00	94,180.00	94,180.00	305,820.00
	MOOE -Judiciary	80,000.00	40,260.00	40,260.00	39,740.00
D	TOTAL ECON	6,347,894.45	5,511,372.88	5,511,372.88	836,521.57
	PS	2,616,942.36	2,599,368.57	2,599,368.57	17,573.79
	MOOE	2,320,000.00	2,152,308.31	2,152,308.31	167,691.69
	PROJECTS	1,410,952.09	759,696.00	759,696.00	651,256.09
8711	AGRICULTURE	2,322,337.27	1,560,692.21	1,560,692.21	761,645.06
	PS	541,385.18	522,196.18	522,196.18	19,189.00
	MOOE	370,000.00	278,800.03	278,800.03	91,199.97
	PROJECTS	1,410,952.09	759,696.00	759,696.00	651,256.09
8751	ENGINEER	1,618,391.97	1,613,617.04	1,613,617.04	4,774.93
	PS	1,518,391.97	1,520,269.26	1,520,269.26	(1,877.29)
	MOOE	100,000.00	93,347.78	93,347.78	6,652.22
8771	WATERWORKS	1,307,165.21	1,294,398.13	1,294,398.13	12,767.08
	PS	557,165.21	556,903.13	556,903.13	262.08
	MOOE	750,000.00	737,495.00	737,495.00	12,505.00
8811	MARKETS	1,100,000.00	1,042,665.50	1,042,665.50	57,334.50
	MOOE	1,100,000.00	1,042,665.50	1,042,665.50	57,334.50
9000	OTHER PURPOSES	18,021,898.00	12,614,332.17	12,614,332.17	5,407,565.83
	MOOE	2,838,898.00	2,544,082.00	2,544,082.00	294,816.00
	CO	15,183,000.00	10,070,250.17	10,070,250.17	5,112,749.83
	LDRRMF	3,825,940.00	1,982,824.00	1,982,824.00	1,843,116.00
	MOOE	2,192,940.00	1,898,824.00	1,898,824.00	294,116.00
	CO	1,633,000.00	84,000.00	84,000.00	1,549,000.00
	20% DEV. FUND	14,195,958.00	10,631,508.17	10,631,508.17	3,564,449.83
	MOOE	645,958.00	645,258.00	645,258.00	700.00
	CO	13,550,000.00	9,986,250.17	9,986,250.17	3,563,749.83



Noted:



DEAN MICHAEL P. SINGCO
Municipal Mayor



RILDA F. LEDESMA
Municipal Budget Officer



DEAN MICHAEL P. SINGCO
Municipal Mayor

Local Government of GINATILAN, CEBU

STATEMENT OF APPROPRIATIONS, ALLOTMENTS, OBLIGATIONS AND BALANCE


Fund : General

Year : As of December 31, 2018


CODE	FUNCTION/PROGRAM/ PROJECT	APPROPRIATIONS	ALLOTMENTS	OBLIGATIONS	BALANCES OF APPROPRIATIONS
	GRAND TOTAL	84,522,814.13	72,222,074.65	72,222,074.65	12,300,739.48
	CURRENT YEAR APPROPRIATIONS	84,522,814.13	72,222,074.65	72,222,074.65	12,300,739.48
	PS	33,699,764.04	33,196,327.96	33,196,327.96	503,436.08
	MOOE	18,414,898.00	15,745,564.82	15,745,564.82	2,669,333.18
	CO	17,037,200.00	11,036,290.17	11,036,290.17	6,000,909.83
	PROJECTS	15,370,952.09	12,243,891.70	12,243,891.70	3,127,060.39
		-	-	-	-
1000	GEN. PUBLIC SERVICES	49,258,920.65	43,790,463.45	43,790,463.45	5,468,457.20
	PS	25,601,220.65	25,150,022.36	25,150,022.36	451,198.29
	MOOE	11,493,500.00	9,565,037.39	9,565,037.39	1,928,462.61
	CO	1,704,200.00	966,040.00	966,040.00	738,160.00
	PROJECTS	10,460,000.00	8,109,363.70	8,109,363.70	2,350,636.30
4000	HEALTH SERVICES	5,395,499.20	5,213,643.04	5,213,643.04	181,856.16
	PS	4,366,999.20	4,332,349.24	4,332,349.24	34,649.96
	MOOE	878,500.00	881,293.80	881,293.80	(2,793.80)
	PROJECTS	150,000.00			150,000.00
7000	SOC. WELFARE SERVICES	5,498,601.83	5,092,263.11	5,092,263.11	406,338.72
	PS	1,114,601.83	1,114,587.79	1,114,587.79	14.04
	MOOE	884,000.00	602,843.32	602,843.32	281,156.68
	PROJECTS	3,500,000.00	3,374,832.00	3,374,832.00	125,168.00
8000	ECONOMIC SERVICES	6,347,894.45	5,511,372.88	5,511,372.88	836,521.57
	PS	2,616,942.36	2,599,368.57	2,599,368.57	17,573.79
	MOOE	2,320,000.00	2,152,308.31	2,152,308.31	167,691.69
	PROJECTS	1,410,952.09	759,696.00	759,696.00	651,256.09
9000	OTHER PURPOSES	18,021,898.00	12,614,332.17	12,614,332.17	5,407,565.83
	MOOE	2,838,898.00	2,544,082.00	2,544,082.00	294,816.00
	CO	15,183,000.00	10,070,250.17	10,070,250.17	5,112,749.83

Prepared by:


Noted:



RILDA F. LEDESMA



DEAN MICHAEL P. SINGCO
Municipal Mayor



Municipal Budget Officer



DEAN MICHAEL P. SINGCO
Municipal Mayor

Local Government of GINATILAN, CEBU


STATEMENT OF APPROPRIATIONS, ALLOTMENTS, OBLIGATIONS AND BALANCES

Fund : General

Year : As of December 31, 2019

CODE	FUNCTION/PROGRAM/PROJECT	APPROPRIATIONS	ALLOTMENTS	OBLIGATIONS	BALANCES OF APPROPRIATIONS	BALANCES OF ALLOTMENTS
A	CONTINUING APPROPRIATIONS	7,450,000.00	2,036,900.00	1,496,920.00	5,650,000.00	539,980.00
2015						
EDF-GPBP	Completion of New Municipal Health Center (CPF)-20%	500,000.00			500,000.00	-
TOTAL 2015		500,000.00			500,000.00	-
2017						
EDF-SSh	Const./Rehab of Schools (RAFI Count.) -20%	1,500,000.00			1,500,000.00	-
TOTAL 2017		1,500,000.00	-	-	1,500,000.00	-
2018						
3000-3-01-001-EDF	Construction/Rehabilitation of Schools and Classrooms (CF)	1,000,000.00	1,000,000.00	617,825.00	-	382,175.00
TOTAL 2018		1,000,000.00	1,000,000.00	617,825.00	-	382,175.00
2019						
GF-RA	Office Equipment	650,000.00	486,900.00	486,900.00	400,000.00	
	IT Eqpt. & Software					
	1011-Mayor's Office	250,000.00	250,000.00	169,655.00	-	80,345.00
	1011-Project for CTU	300,000.00	300,000.00	222,540.00	-	77,460.00
	CF for KALAHY-NCDDP Ext.	200,000.00			200,000.00	
	Nursery and Demo Farm (SB 3)	350,000.00			350,000.00	
	Const. of Mun. Nursery/ Shedhouse in Kayam, Brgy. San Roque	300,000.00			300,000.00	
	TOTAL, GENERAL FUND	2,050,000.00	1,036,900.00	879,095.00	1,250,000.00	157,805.00
20% EDF	Expansion of Watersystem Mangaco-Poblacion	2,000,000.00			2,000,000.00	
	Day-Care Projects (CF)	400,000.00			400,000.00	
	TOTAL, 20% EDF	2,400,000.00			2,400,000.00	
TOTAL, 2019		4,450,000.00	1,036,900.00	879,095.00	3,650,000.00	157,805.00
TOTAL, CONTINUING APPROPRIATIONS		7,450,000.00	2,036,900.00	1,496,920.00	5,650,000.00	539,980.00

Prepared by:


GILDA F. LEDESMA
 Municipal Budget Officer

Noted :


DEAN MICHAEL R. SINGCO
 Municipal Mayor

[Handwritten signature]

DEAN MICHAEL P. SINGCO
Municipal Mayor



Annex D

Local Government of GINATILAN, CEBU

STATEMENT OF APPROPRIATIONS, ALLOTMENTS, OBLIGATIONS AND BALANCES

Fund : General

Year : As of December 31, 2015

CODE	FUNCTION/PROGRAM/PROJECT	APPROPRIATIONS	ALLOTMENTS	OBLIGATIONS	BALANCES OF APPROPRIATIONS	BALANCES OF ALLOTMENTS
------	--------------------------	----------------	------------	-------------	-------------------------------	---------------------------

A	CONTINUING APPROPRIATIONS	5,107,759.43	5,099,652.43	3,849,558.00	8,107.00	1,250,094.43
8000	ECONOMIC SERVICES	5,107,759.43	5,099,652.43	3,849,558.00	8,107.00	1,250,094.43
20% Development Projects						
1	Road Concreting(BUB/GPBP Counterpart for FMR)	600,000.00	600,000.00	600,000.00		
2	Repair and Rehab of 2CL in Mangaco Integrated HS	1,268,107.00	1,260,000.00	1,260,000.00	8,107.00	
3	Completion of Seawall	1,239,652.43	1,239,652.43			1,239,652.43
4	Repair and Rehab of Multi-Purpose Hall/Building .	1,000,000.00	1,000,000.00	994,558.00		5,442.00
5	Provision for Potable Water Supply (SALINTUBIG)	1,000,000.00	1,000,000.00	995,000.00		5,000.00

Prepared by:


GILDA T. LEDESMA
Municipal Budget Officer

Noted :


Municipal Mayor

Annex D

Local Government of GINATILAN, CEBU

STATEMENT OF APPROPRIATIONS, ALLOTMENTS, OBLIGATIONS AND BALANCES

Fund : General

Year : December 31, 2013

CODE	FUNCTION/PROGRAM/PROJECT	APPROPRIATIONS	ALLOTMENTS	OBLIGATIONS	BALANCES OF APPROPRIATIONS	BALANCES OF ALLOTMENTS
A	FE					
	CONTINUING APPROPRIATIONS					
	20% DF Capital Outlay	1,461,442.00	1,461,442.00		-	1,461,442.00

1000	GENERAL PUBLIC SERVICES				
	CO				
3000	EDUC., CULT., SPORTS & MANPOWER				
	PS				
	MOOE				
	CO				
	FE				
4000	HEALTH SERVICES				
	PS				
	MOOE				
	CO				
	FE				
500	LABOR AND EMPLOYMENT				
	PS				
	MOOE				
	CO				
	FE				
6000	HOUSING & COMMUNITY DEV.				
	PS				
	MOOE				
	CO				
	FE				
7000	SOCIAL WELFARE SERVICES				
	MOOE				
	CO				

8000	ECONOMIC SERVICES					
	PS					
	20% DF Capital Outlay					
	FE					
9000	Const. of Slaughterhouse	1,000,000.00	1,000,000.00			1,000,000.00
	OTHER PURPOSES					
	PS					
	MOOE					
	CO					
	FE					
	Const/Rehab of Multi-Purpose Bldg	461,442.00	461,442.00			461,442.00

Prepared by:


GILDA F. LEDESMA
Municipal Budget Officer

#VALUE!

MUNICIPALITY OF GINATILAN, CEBU

List of Budget Utilization Not Yet Due and Demandable
Maintenance and Other Operating Expenses and Capital Outlay
As of December 31, 2019

Name of Creditor	ObR No.	90 days and below	91 to 180 days	181 to 270 days	271 to 360 days	Beyond 360 days
Please See Schedule of Accounts Payable 2019						
TOTAL		-	-			


GILDA F. LEDESMA
Municipal Budget Officer

Noted :


DEAN MICHAEL P. SINGCO
Municipal Mayor

